

# QualityNet – HARP Account

## Population & Sampling



# QualityNet – HARP Account

The screenshot shows a web browser window with the URL <https://hqr.cms.gov/hqrmg/login>. The page title is "Hospital Quality Reporting" and the CMS.gov logo is visible. The main content area is a blue gradient with a white "HARP Sign In" box. Inside the box, it says "Enter your User ID and Password to login." Below this are two input fields: "User ID" and "Password". A "Login" button is positioned below the password field. At the bottom of the box, it says "Need a HARP account? Create one [here](#)."



# QualityNet – HARP Account

hqrcms.gov/hqmg/dashboard

MS.gov | QualityNet

**My Tasks page is being retired.**  
Thank you for your patience as we make changes to HQR. Quality Net Secure Portal Reports & PRS are still on the My Tasks page.

[My Tasks](#)

## The New HQR is Coming

We are hard at work behind the scenes to modernize Hospital Quality Reporting. Over the next year you will see many exciting new features to help you execute your responsibilities faster, and with more confidence.

**New! Check out the navigation on the left:**

- All features and functions are now available in the navigation
- Tasks are clearly divided - move from one to another with ease

**KHERE**  
Kansas Health and Environment Reporting

**Kansas**  
Department of Health and Environment  
Bureau of Research & Statistics

# QualityNet – Abstraction Upload

CMS.gov | QualityNet

**Dashboard**

**Data Submissions**

**Data Results**

**Program Reporting**

**Administration**

**My Tasks page is being retired.**  
Thank you for your patience as we make changes to HQR. Quality Net Secure Portal Reports & PRS are still on the My Tasks page.

## The New HQR is Coming

We are hard at work behind the scenes to modernize Hospital Quality Reporting. Over the next year you will see many exciting new features to help you execute your responsibilities faster, and with more confidence.

**Check out the navigation on the left:**

- All features and functions are now available in the navigation
- Tasks are clearly divided - move from one to another with ease

**KHERE**  
Kansas Health and Environment Reporting

**Kansas**  
Department of Health and Environment  
Bureau of Research & Statistics

# QualityNet – Pop & Samp

The screenshot shows the CMS.gov QualityNet interface. At the top, the CMS.gov logo and 'QualityNet' text are visible. Below the navigation bar, there are tabs for 'eCQM', 'Web-based Measures', 'Population & Sampling', 'Chart Abstracted', and 'HCAHPS'. The 'Population & Sampling' tab is selected. On the left sidebar, there are icons for 'File Upload' and 'Data Form', with the 'Data Form' icon circled in red. Below the sidebar, there is a 'Choose Select Files to browse your computer or Drag and Drop the files into the highlighted area.' section. A 'Subselection' dropdown menu is set to 'Test', and a 'Change Selection' button is circled in red. At the bottom, there is a search bar with a 'Search' button and a 'Select Files' button. Logos for 'KHERE' and 'Kansas Department of Health and Environment' are at the bottom.

# QualityNet – Pop & Samp

The screenshot shows the CMS.gov QualityNet interface. At the top, the CMS.gov logo and 'QualityNet' text are visible. Below the navigation bar, there are tabs for 'eCQM', 'Web-based Measures', 'Population & Sampling', 'Chart Abstracted', and 'HCAHPS'. The 'Population & Sampling' tab is selected. On the left sidebar, there are icons for 'File Upload' and 'Data Form', with the 'Data Form' icon circled in red. Below the sidebar, there is a 'Select the Data Form' section. Two data form options are listed: 'IQR' and 'OQR'. The 'OQR' option is circled in red. Both options have a 'Launch Data Form' button next to them. Logos for 'KHERE' and 'Kansas Department of Health and Environment' are at the bottom.

# QualityNet – Pop & Samp

< Data Submission

## Hospital Outpatient: Population & Sampling

NOTE: Proceeding with data submission will change a Provider's status to **Participating** if they are currently **Not Participating** or **Withdrawn**.

Reporting Period  
Q3 2020

Hospital Outpatient: Population & Sampling Measure Sets Successfully Submitted

CMS Certification Number: [REDACTED]  
Submission Period: 07/01/2020 - 03/01/2021  
With Respect to Reporting Period: 07/01/2020 - 09/30/2020  
Last Updated: 11/27/2020 3:03 PM

Export Data

Current Submission Period: Open

Enter  Preview  Submit

+ **OQR-AMI (Voluntary)**  Complete [Edit Measure](#)  
Acute Myocardial Infarction

+ **OQR-ED-Throughput (Voluntary)**  Complete [Edit Measure](#)  
ED-Throughput



# QualityNet – Pop & Samp

< Data Submission

## Hospital Outpatient: Population & Sampling

NOTE: Proceeding with data submission will change a Provider's status to **Participating** if they are currently **Not Participating** or **Withdrawn**.

Reporting Period  
Q4 2020

CMS Certification Number: [REDACTED]  
Submission Period: 10/01/2020 - 05/03/2021  
With Respect to Reporting Period: 10/01/2020 - 12/31/2020

Current Submission Period: Open

Enter  Preview  Submit

**OQR-ED-Throughput (Voluntary)** [Start Measure](#)  
ED-Throughput

**OQR-Stroke (Voluntary)** [Start Measure](#)  
Stroke

**OQR-AMI (Voluntary)** [Start Measure](#)



# QualityNet – Pop & Samp

< Hospital Outpatient: Population & Sampling

**QQR-ED-Throughput**  
ED-Throughput

**Sampling Option**

\* Sampling Option (Sampling Option)

Sampled

Not Sampled

N/A submission not required

All fields must be filled in. If you have no data for a particular item, you must put in '0'.

	October	November	December	Total
Medicare	<input type="text"/>	<input type="text"/>	<input type="text"/>	0
Non-Medicare	<input type="text"/>	<input type="text"/>	<input type="text"/>	0



\* Indicates required measure

**CMS Certification Number:**  
[REDACTED]

**Submission Period:**  
10/01/2020 - 05/03/2021

**With Respect to Reporting Period:**  
10/01/2020 - 12/31/2020

**Last Updated:**  
-

# QualityNet – Pop & Samp

Population

**Population**

All fields must be filled in. If you have no data for a particular item, you must put in '0'.

	October	November	December	Total
Medicare	<input type="text"/>	<input type="text"/>	<input type="text"/>	0
Non-Medicare	<input type="text"/>	<input type="text"/>	<input type="text"/>	0
<b>Total</b>	0	0	0	0

**Sampling**



All fields must be filled in. If you have no data for a particular item, you must put in '0'.

	October	November	December	Total
Medicare	<input type="text"/>	<input type="text"/>	<input type="text"/>	0
Non-Medicare	<input type="text"/>	<input type="text"/>	<input type="text"/>	0
<b>Total</b>	0	0	0	0

Cancel
Save & Return

**With Respect to Reporting Period:**  
10/01/2020 - 12/31/2020

**Last Updated:**  
-

## Resources

- [www.qualitynet.cms.gov](http://www.qualitynet.cms.gov)
  - QualityNet Help Desk
  - Phone: (866) 288-8912
  - Email: [qnetsupport@hcqis.org](mailto:qnetsupport@hcqis.org)
- When calling the national help desk **do not** mention MBQIP. It doesn't matter you are a CAH or what program you are doing it for
- Say: "I need assistance getting the CMS measure data submitted to the warehouse"



## Resources

- [www.krhop.net](http://www.krhop.net)
  - SHIP
  - Quality Reporting
    - Quality/MBQIP
    - Abstraction
- [www.kha-net.org](http://www.kha-net.org)
  - Education
    - Education Brochures
    - Register for KHERF/KHA Events Online



## Questions?

---

- Susan Runyan

KHERF Consultant

620-222-8366

[srunyan@kha-net.org](mailto:srunyan@kha-net.org)

This project was federally funded through KDHE-BCHS-FLEX Program. The FLEX program is managed by the Federal Office of Rural Health Policy, Health Resources and Services Administration, U.S. Department of Health and Human Services.

